

WCM FOCUSED GLOBAL GROWTH FUND FACT SHEET

AS OF MARCH 31, 2017

OBJECTIVE

Seek long term capital appreciation.

OUR INVESTMENT STRATEGY

The Fund will invest primarily in equity securities of companies located throughout the world. Normally the Fund will invest at least 40% of its net assets in equity securities of companies organized, headquartered, or doing a substantial amount of business outside the United States. The Fund may invest in companies of any size; however, investments will generally be in companies with large capitalizations.

OUR INVESTMENT PROCESS

We use a bottom-up approach that seeks to identify companies with attractive fundamentals, such as long-term growth in revenue, earnings, and show a high probability for superior future growth. We look for companies that are industry leaders with:

- Sustainable competitive advantages
- Corporate culture emphasizing strong, quality and experienced management
- Low or no debt
- Attractive relative valuation

FUND MANAGEMENT

WCM's Investment Strategy Group (ISG), consisting of five investment professionals, establishes portfolio guidelines for sector and industry emphasis and develops the model portfolio. The ISG analyzes the major trends in the global economy in order to identify those economic sectors and industries that are most likely to benefit. Typical themes include demographics, global commerce, outsourcing, the growing global middle class and the proliferation of technology. The ISG consists of Sanjay Ayer, Paul Black, Peter Hunkel, Michael Trigg, and Kurt Winrich.

**** The Fund's advisor has contractually agreed to waive its fees and/or pay for expenses of the Fund to ensure that total annual fund operating expenses (excluding taxes, leverage interest, brokerage commissions, dividend expenses on short sales, acquired fund fees and expenses as determined in accordance with Form N-1A, expenses incurred in connection with any merger or reorganization, or extraordinary expenses such as litigation expenses) do not exceed 1.50% and 1.25% of average daily net assets of the Fund's Investor Class and Institutional Class shares, respectively, until August 31, 2026. The Fund's advisor is permitted to seek reimbursement from the Fund for a period ending three full fiscal years after the date of the waiver or payment.*

PERFORMANCE

Growth of $1 Million USD (Since Inception)*

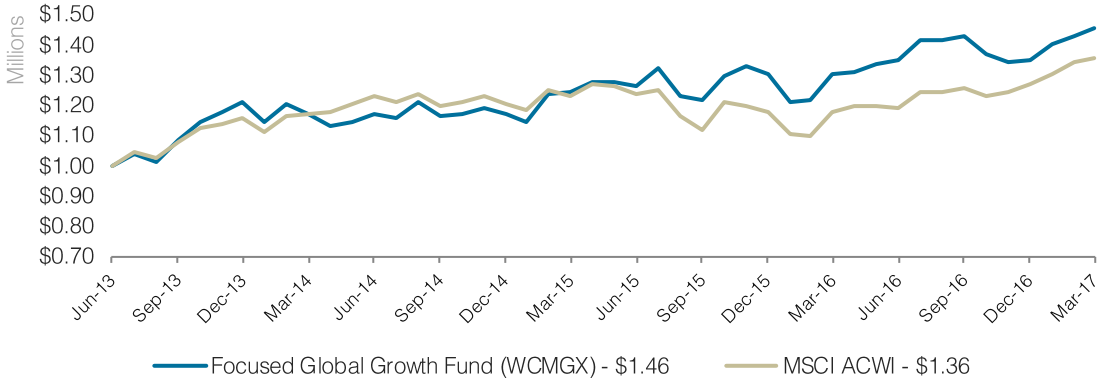

Performance* (%)

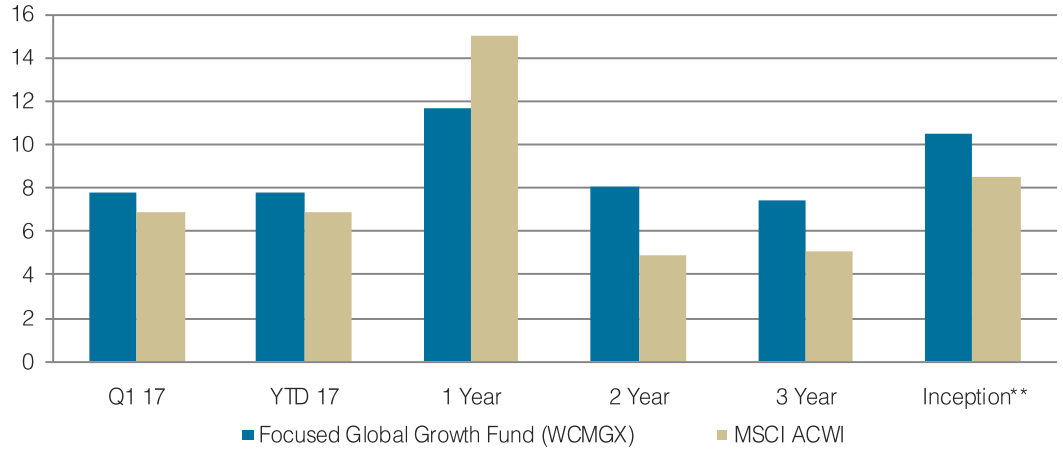

Performance* (%)	Q1 17	YTD 17	1 Year	2 Year	3 Year	Inception**
Focused Global Growth Fund (WCMGX)	7.81	7.81	11.72	8.07	7.46	10.55
MSCI ACWI	6.91	6.91	15.04	4.91	5.08	8.50

**Performance data quoted represents past performance and is no guarantee of future results. Current performance may be lower or higher than the performance data quoted. Investment return and principal value will fluctuate so that an investor's shares, when redeemed, may be worth more or less than original cost. For the most recent month-end performance, please call (888)988-9801. Periods greater than one year are annualized. Return figures include the reinvestment of all dividends and income.*

TICKER SYMBOL: WCMGX

CUSIP
46141P818
SHARE CLASS
Institutional
INCEPTION DATE**
June 28, 2013
MINIMUM INITIAL INVESTMENT
Regular Accounts: $100,000
Automatic Investment Plan: $5,000
CAPITAL GAINS / DIVIDENDS
Annually
FEES
1.00% redemption fee if redeemed within 30 days
EXPENSE RATIO
Gross 1.91% Net 1.26%***

TICKER SYMBOL: WFGGX

CUSIP
46141P826
SHARE CLASS
Investor
INCEPTION DATE**
June 28, 2013
MINIMUM INITIAL INVESTMENT
Regular Accounts: $1,000
Automatic Investment Plan: $100
CAPITAL GAINS / DIVIDENDS
Annually
FEES
1.00% redemption fee if redeemed within 30 days
EXPENSE RATIO
Gross 2.16% Net 1.51%***

ADVISOR
WCM Investment Management
281 Brooks Street
Laguna Beach, California 92651
www.wcminvestfunds.com

DISTRIBUTED BY
IMST Distributors, LLC

TOTAL FUND AUM
$13.9 million

FOCUSED GLOBAL GROWTH FUND

CHARACTERISTICS

Portfolio Characteristics

	FGG Fund	MSCI ACWI
P/E (trailing)	31.1	19.1
P/E (forward)	25.6	16.4
EPS Growth (LT) %	16.2	12.2
Return on Equity %	20.7	16.1
LT Debt / Total Cap %	30.3	39.8
Wt. Avg. Market Cap ($ bil)	81.1	109.6
Active Share %	97.5	0.0

Trailing Price-to-earnings (Trailing P/E) ratios are calculated using 12-month trailing earnings. Forward Price-to-earnings (Forward P/E) ratios are calculated using 12-month forward earnings estimates.

Return on Equity = Net Income/Shareholder's Equity

EPS Growth (LT) = Estimated Long-Term (LT) Earnings Per Share Growth

The MSCI All Country World Index (MSCI ACWI) is a free float adjusted market capitalization weighted index designed to benchmark the performance of various global equity markets. The MSCI ACWI is an unmanaged index of stocks, bonds or mutual funds. It is not possible to invest directly in an index.

HOLDINGS

Top 10 Portfolio Holdings

Company	Industry	Weight
Amazon.com Inc.	Internet Retail	3.7%
Reckitt Benckiser Group plc	Household/Personal Care	3.5%
Cooper Companies, Inc.	Medical Specialties	3.5%
Canadian Nat'l Railway Co.	Railroads	3.3%
MercadoLibre Inc.	Internet Software/Services	3.2%
Amphenol Corp.	Electronic Components	3.2%
Visa, Inc.	Finance/Rental/Leasing	3.2%
HDFC Bank Ltd.	Regional Banks	3.1%
Boston Scientific Corporation	Medical Specialties	3.1%
Ecolab Inc.	Industrial Specialties	3.1%

Portfolio holdings will change due to ongoing management of the funds.

INVESTMENT STRATEGY GROUP

Sanjay Ayer, *Portfolio Manager & Business Analyst*

Sanjay joined WCM in 2007; as a member of the Investment Strategy Group for our Quality Global Growth strategy, his primary responsibilities are portfolio management and equity research. His fifteen years in the investment industry include a position as Equity Analyst at Morningstar, Inc. in Chicago, where he covered the gaming, cruise and online travel industries, and earlier a position at J. & W. Seligman & Co. in New York as a performance analyst. Sanjay graduated Phi Beta Kappa from Johns Hopkins University with a B.A. in Economics and B.S. in Applied Mathematics. He is also a CFA charterholder.

Paul Black, *Portfolio Manager, co-CEO*

Paul joined WCM in 1989; as a member of the Investment Strategy Group for our Quality Global Growth strategy, his primary responsibility is portfolio management. His thirty-four year career in the investment industry includes positions as Portfolio Manager with Wells Fargo Private Banking Group, and with Bank of America. At WCM, Paul has helped define the firm's investment strategy and pilot the firm's direction. In addition to his active role in portfolio management, he has also served as a client liaison for the communication of the firm's investment thinking. Paul earned his B.S. in Finance from California State University, San Diego.

Peter J. Hunkel, *Portfolio Manager & Business Analyst*

Pete has been working with WCM since 2001; as a member of the Investment Strategy Group for our Quality Global Growth strategy, his primary responsibilities are portfolio management and equity research. His nineteen-year career in the investment industry includes a position as Portfolio Analyst for the Templeton Private Client Group, followed by his time as Managing Director at the formerly WCM-affiliated firm, Centurion Alliance. He earned his B.A. in Communications from San Jose (California) State University, where he graduated with honors, and his J.D. at the Monterey (California) College of Law.

Mike Trigg, *Portfolio Manager & Business Analyst*

Mike joined WCM in 2006; as a member of the Investment Strategy Group for our Quality Global Growth strategy, his primary responsibilities are portfolio management and equity research. His seventeen years in the investment industry include a position as Equity Analyst at Morningstar, Inc. in Chicago where, in addition to general equity analysis, he managed their Model Growth Portfolio. Earlier, Mike held a position as Analyst at the Motley Fool, an online investment service. He earned his B.S. in Finance from Saint Louis University (Missouri), where he graduated with honors.

Kurt Winrich, *Portfolio Manager, co-CEO*

Kurt joined WCM in 1984; as a member of the Investment Strategy Group for our Quality Global Growth strategy, his primary responsibility is portfolio management. Kurt's analytical background includes a position as the head of computer-aided design and analysis with Hughes Electronics Santa Barbara Research Center. He earned his B.A. in Physical Science from Westmont College (California), his B.S. and M.S. in Electrical Engineering from Stanford University (California), and is also a CFA charterholder.

You should consider the Fund's investment objectives, risks, charges and expenses carefully before investing. For a prospectus, which contains this and other information about the Fund, call 1.888.988.9801, or visit www.wcminvestfunds.com. Please read the prospectus carefully before investing.

Foreign investments present risks due to currency fluctuations, economic and political factors, government regulations, differences in accounting standards and other factors. These risks are magnified in emerging markets. The Fund is non-diversified and may hold fewer securities than a diversified fund. Holding fewer securities increases the risk that the value of the Fund could go down because of the poor performance of a single investment. From time to time, the Fund may invest a large portion of its assets in companies in one or more economic industries, and thus may be more susceptible to negative events affecting those industries than other mutual funds.